



BULLYING IN OUR SCHOOLS
Peacemaking Panel Discussion on Bullying
September 20, 2014



Dr. Antonio Fox
Principal, Tabb Middle School
York County School Division
Yorktown, VA

STATE REQUIREMENTS

State law (*Code of Virginia Section 22.1-208.01*) requires local school boards to establish character education programs that include addressing the inappropriateness of bullying.



WHAT IS BULLYING?

Define
"Bully"

Virginia Department of Education's definition of Bullying:

Source: <http://www.doe.virginia.gov>

Define
"Bully"

"Any aggressive and unwanted behavior that is intended to harm, intimidate, or humiliate the victim..."


Define
"Bully"

"Bullying includes cyber-bullying. Bullying does not include ordinary teasing, horseplay, arguments, or peer conflict."


Define
"Bully"

**And...
To be classified as Bullying, it must involve three criteria...**


1. HARM
Someone gets hurt physically,
socially, or emotionally



2. UNFAIR MATCH
One person or group does
not have the physical,
verbal, or social skills to
effectively contest the
other person or group
(imbalance of power)



3. REPEATED
The harm and unfair
match are repeated
over time.



TYPES OF BULLYING

- ◉ Verbal
- ◉ Physical
- ◉ Social
- ◉ Cyber



VERBAL BULLYING

- ❖ Teasing
- ❖ Name calling
- ❖ Inappropriate sexual comments or gestures
- ❖ Taunting
- ❖ Threats to harm



SOCIAL BULLYING

- ❖ Trying to hurt someone's reputation
- ❖ Leaving someone out on purpose
- ❖ Telling other students not to be friends with someone
- ❖ Spreading rumors
- ❖ Embarrassing someone in public



PHYSICAL BULLYING

Hurting someone's person or possessions

- ❖ Hitting
- ❖ Kicking
- ❖ Spitting
- ❖ Tripping/pushing
- ❖ Taking or breaking someone's things



CYBER-BULLYING

Using communication technologies to repeatedly harass, intimidate, hurt or embarrass

- Text Messages
- Email
- Voicemail
- Photo images
- Videos
- Web pages
- Apps

STUDENTS & TECH

- Cyberbullying.us collected data in October of 2013 from about 400 students at one middle school (ages ranged from 11-14) in the Midwest.
- Here are some quick stats:
 - 97.5% have been online in the previous 30 days
 - 63% have a cell phone
 - 45% are on Facebook
 - 42% are on Instagram
 - 11.5% have been the target of cyberbullying in the previous 30 days (boys: 6.8%; girls: 16.0%)
 - 3.9% have cyberbullied others in the previous 30 days (boys: 0.6%; girls: 6.9%)

COMMON CYBER-BULLYING TOOLS



Text Messaging

COMMON CYBER-BULLYING TOOLS



FACEBOOK
Social Media Site

COMMON CYBER-BULLYING TOOLS



SNAPCHAT
Pictures with text that disappear 10 seconds after being read

**COMMON CYBER-BULLYING
TOOLS**



INSTAGRAM

Pictures with text and video

**COMMON CYBER-BULLYING
TOOLS**



TWITTER

Limited to 140 characters

**COMMON CYBER-BULLYING
TOOLS**



KIK

Free text messaging

**THESE TOOLS ARE HARD TO MANAGE
and TRACK BECAUSE...**

- oMost are free
- oMost allow group messages
- oMost are not monitored for inappropriate content or messaging



- oMost parents and adults are not aware of them and their capabilities
- oMost use personalized screen names
- oContent is shared very quickly and very easily



SEXTING

The act of sending sexually explicit messages, commonly using a cellular device.

**MOST COMMON:
Students sending nude pictures of themselves to other students**



REPORTING

Students are encouraged to report any incidence in which a student is physically, verbally, or sexually harmed



REPORTING

Telling a Trusted Adult

- Parent or other family member
- Teacher
- School Counselor
- Administrator
- Bus Driver
- Cafeteria Staff
- Custodian
- Librarian
- Coach

HOTLINES


Many school divisions have an anonymous hotline for students, parents, faculty, staff or community members to share information concerning all safety concerns

YORK COUNTY SCHOOL
DIVISION HOTLINE
890-1096



Students are also encouraged to

- Tell a trusted friend
- Write it down for a favorite teacher or coach



PARENTS are encouraged to talk to...

- The Teacher
- The School Counselor
- The Principal or Assistant Principal



IF WE DON'T KNOW ABOUT IT, WE CANNOT STOP IT!



DON'T WAIT TOO LONG

Give your child an opportunity to try and work out the issue, but do not wait too long to report the issue or concern to the school.



Recommendation: After the second incident, someone at the school needs to know.

WHAT DO WE DO?

Every situation is different and every student is different, so we take an individualized approach that will work the best for each student.

WE NEVER IGNORE A STUDENT or PARENT CONCERN!!!



FOR THE STUDENT BEING BULLIED

Talk with the student to gather information and offer

- Comfort
- Support
- Reassurance

Offer skills to manage the negative behaviors of others, such as *ignoring*

or

Suggest a common phrase of reply

"It really hurts me when you say that."

•Inform parents.

•Develop a plan for reporting that provides safety and comfort to the student.

•Inform teachers and other staff.

•Monitor and check-in with the student.

•Bring in additional resources if needed:

- School Psychologist
- Special Education Support Staff

•Suggest outside resources if needed.

FOR THE BULLY

- Talk with the student to discuss why the other student is feeling hurt or scared.
- Inform parents and request assistance.
- Develop a plan for the student to avoid the negative behaviors.
- inform teachers and other staff to assist with monitoring.
- Offer additional services that may be available.
- Monitor. Monitor. Monitor.

WE MAY...


- Give consequences depending on offense.
- Conduct a Peer Mediation.
- Change classes.
- Change lunch periods.
- Offer counseling or refer for services.
- Involve law enforcement.

CONSEQUENCES




Each school division has a Student Code of Conduct that outlines their definition of bullying and the consequences for bullying offenses.

- ◎ Catch and commend students for being good friends.
- ◎ Teach students to identify bullying behaviors.
- ◎ Teach students what it means to be an UPSTANDER.



- ◎ Parent Universities
- ◎ Partner with Law Enforcement to share information
- ◎ Anti-Gang Activities & Programs



DIFFERENCES

- ◎ Teach students that we are all different.
- ◎ Teach and model acceptance of those who are different than us.

LGBT

RESOURCES

Local School Division Website



Chesapeake

- www.cpschools.com

Hampton

- www.hampton.k12.va.us/

Isle of Wight

- www.iwcs.k12.va.us

Newport News

- sbo.nn.k12.va.us/

Norfolk

- www.nps.k12.va.us/

Poquoson

- www.poquoson.k12.va.us/

Portsmouth

- <http://pps.k12.va.us/>

Suffolk

- www.spsk12.net

Virginia Beach

- www.vbschools.com

Williamsburg James City

- www.wjccschools.org/

York County

- www.yorkcountyschools.org

Virginia Department of
Education Resources

[http://www.doe.virginia.gov/support
/prevention/bullying/](http://www.doe.virginia.gov/support/prevention/bullying/)

Governmental Recourse

<http://stopbullying.gov>

stopbullying.gov

**THANK YOU FOR
ALLOWING ME TO SHARE
WITH YOU TODAY!!**

