

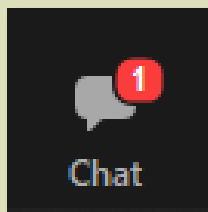


WELCOME

TO THE 123RD GATHERING OF THE
PRESBYTERY OF EASTERN VIRGINIA

October 20, 2020

Orientation will begin at 9:30




CHAT

To chat with fellow commissioners before the meeting begins. **Will be disabled when the meeting begins.**



RAISE HAND

To seek recognition from the Moderator. Also used during a vote by “Unanimous Consent” and to vote NO.



Q & A

To ask questions of leadership or tech staff (panelists) or to make a motion from the floor

Music: <https://www.bensound.com>



ZOOM Webinar Orientation

FOR COMMISSIONERS



ZOOM Webinar Orientation for Commissioners

The Zoom Webinar format is a little different from the Zoom meeting format.

While most of the meeting controls are the same, some of them will not be available.

There will be 2 types of participants in this Zoom Webinar:

- Designated leadership and tech. staff (PANELISTS)
- Commissioners (ATTENDEES)



ZOOM Webinar Orientation for Commissioners

Commissioners (attendees) will only be able to **view** and **listen** to the webinar.

Commissioners will not have access to their camera or microphone.

Commissioners will be able to seek recognition from the Moderator to address the body and if granted, their microphone will be enabled.



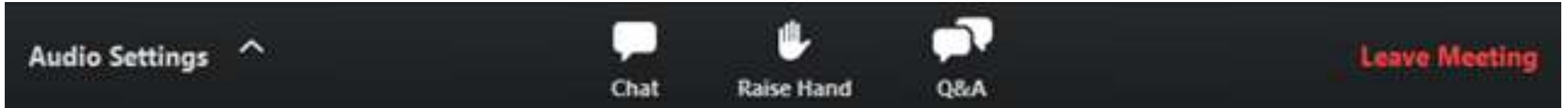
ZOOM Webinar Orientation for Commissioners

Commissioners will be able to :

- **Raise Hand**
- Use the **Q&A** feature to ask a question of the designated leadership or tech. staff (panelists)
- **Chat** with panelist/Commissioners (attendees) **NOTE:** The chat feature will be disabled once the meeting begins.
- **Vote**

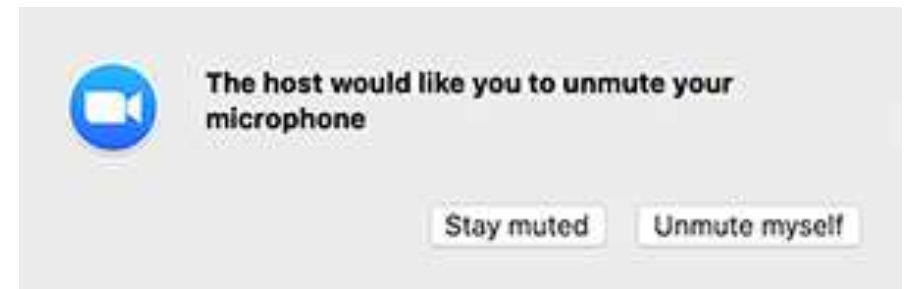


ZOOM Webinar Orientation for Commissioners



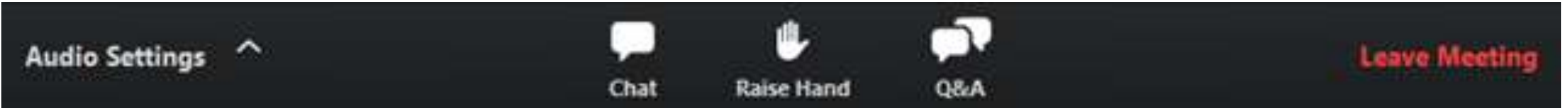
Audio Settings (only visible if the host hasn't granted you permission to talk): Change your audio settings. You can also click the upward arrow (^) next to change your speaker.

Unmute/Mute: If the host gives you permission, you can unmute and talk during the webinar. All participants will be able to hear you. If the host allows you to talk, you will receive a notification.

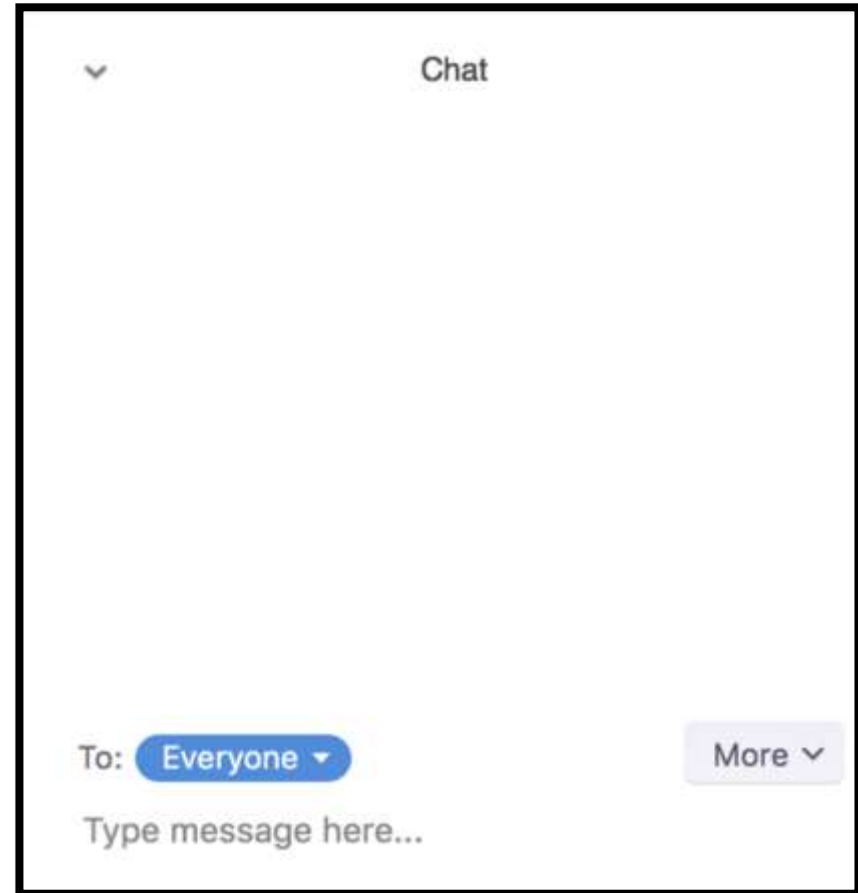




ZOOM Webinar Orientation for Commissioners

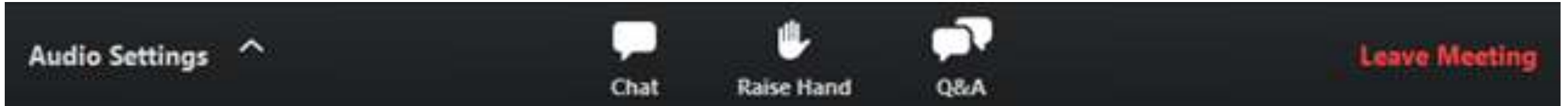


Chat: Open in-meeting chat, allowing you to send chat messages to the host, panelists, and attendees (**if permitted**). This feature will be disabled during the meeting.



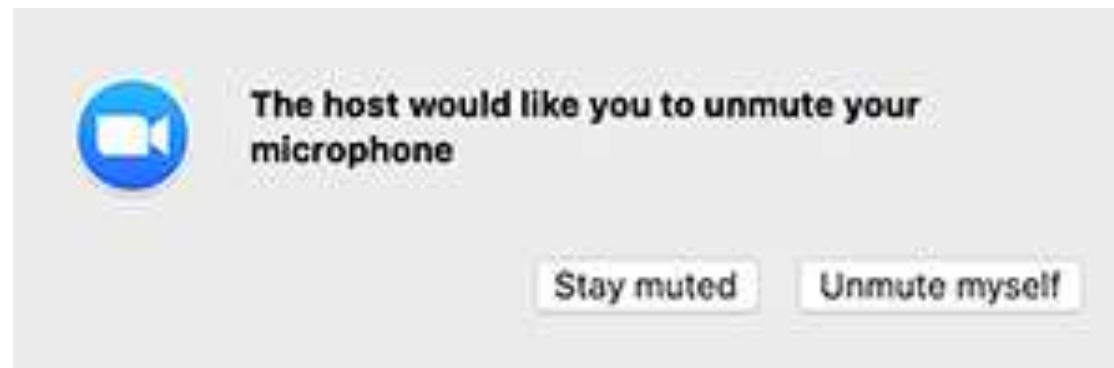


ZOOM Webinar Orientation for Commissioners



Raise hand

- in the webinar to indicate that you seeking recognition from the Moderator to address the body. If the moderator grants your request, the host will send you a notification to unmute your microphone.





ZOOM Webinar Orientation for Commissioners



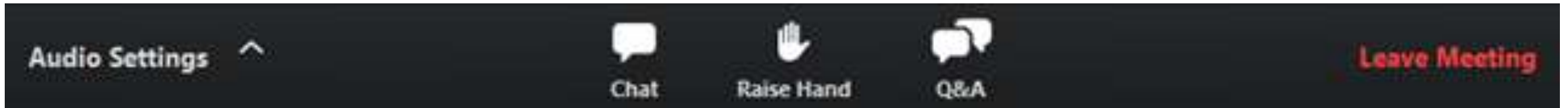
Raise hand (continued)

- in the webinar to indicate that you disapprove of the current motion on the floor. All motions will be voted on by “unanimous consent.” If there is a dissenting vote, the motion will be polled for all members to vote yes or no.

If you raise your hand by mistake, you can lower it by clicking on the **Lower Hand** icon.



ZOOM Webinar Orientation for Commissioners

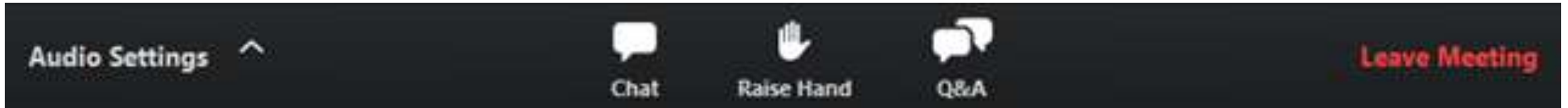


Q&A: Open the Q&A window, allowing you to ask questions to the panelist and tech staff. They can either reply back to you via text in the Q&A window or answer your question live.

To ask a question: Type your question into the Q&A box. Click Send. If the host replies via the Q&A, you will see a reply in the Q&A window. The host can also answer your question live (out loud). You will see a notification in the Q&A window if the host plans to do this.



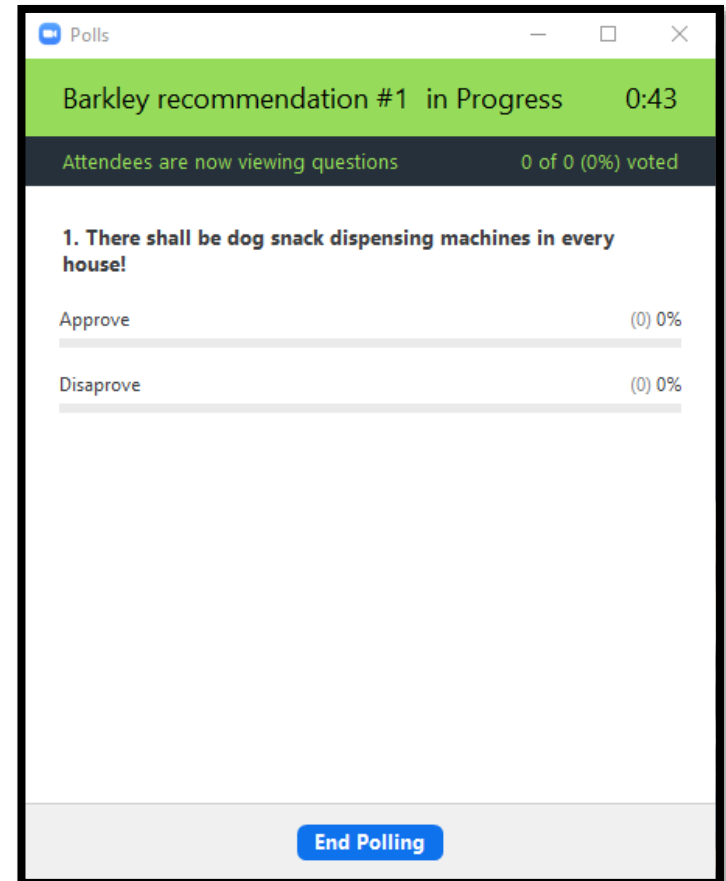
ZOOM Webinar Orientation for Commissioners



The polling feature for webinar will be used for voting if needed.

The host will launch the poll and all commissioners will cast their vote on the poll.

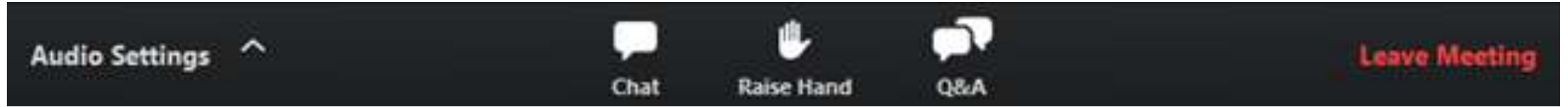
The results of the poll will be displayed.





ZOOM Webinar Orientation for Commissioners

Leave Meeting



Click Leave meeting to leave the webinar at any time.

If you leave, you can rejoin if the webinar is still in progress, as long as the host has not locked the webinar.



ZOOM Webinar Orientation for Commissioners

The webinar will open at 9:00 a.m. It is recommended that all attendees join the webinar early incase there are any technical issues that need to be addressed before the meeting begins.

Orientation will begin at 9:30 a.m. This is a repeat of this session and you are encouraged to attend.

The meeting will begin at 10:00 a.m.

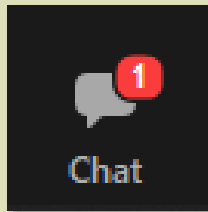
For technical assistance during the meeting, please use the Q&A feature to ask for help or call 757-397-7063.



WELCOME

TO THE 123RD GATHERING OF THE PRESBYTERY OF EASTERN VIRGINIA OCTOBER 20, 2020

The meeting will begin at 10:00 a.m.




CHAT

To chat with fellow commissioners before the meeting begins. **Will be disabled when the meeting begins.**



RAISE HAND

To seek recognition from the Moderator. Also used during a vote by “Unanimous Consent” and to vote NO.



Q & A

To ask questions of leadership or tech staff (panelists) or to make a motion from the floor

Music: <https://www.bensound.com>



Thank You
for attending the 123RD
Stated Meeting of PEVA
Chat has been enabled

The Council would appreciate your feedback on this meeting.

Please go to www.pcusa-peva.org/md

Or click on the link in the chat box.