



# 2008 California Southern Baptist Youth Bible Drill

## WHAT IS IT?

Youth Bible Drill is an exciting way for your youth to memorize Bible verses and apply them to their lives. Youth will also gain a deeper understanding of Christian doctrine and develop poise and confidence in front of others.

## WHO CAN PARTICIPATE

Youth Bible Drill is for teens in the 7th through 9th grades. They should be active members of your church and interested in learning more about God's Word. Youth Bible Drill can be a part of a comprehensive Youth Discipleship Program. Youth Bible Drill develops leadership in younger youth and prepares them for evangelism and discipleship.

## HOW DOES IT WORK?

Youth Bible Drill has five drills with five calls in each drill section.

### BOOK DRILL (3 POINTS PER CALL)

The leader calls the name of any book of the Bible. At the command "start" the participants begin searching for the book that was called. Each participant will place his or her index finger on any verse in that book and step forward. When called upon, the participant will name the book preceding the book called, the book called, and the book following the book called.

### SCRIPTURE SEARCHING DRILL (3 POINTS PER CALL)

The leader announces a scripture reference from any part of the Bible. At the command "start" each participant will place their finger on the reference and step forward. When called upon, the participant must read the verse and state the scripture reference.

### IDENTIFYING VERSES DRILL (4 POINTS PER CALL)

The leader quotes part of a verse taken from the official verse list. It may be any part of the verse. The leader should quote enough of the verse for the participants to be able to identify the verse. At the command "start" each participant will find the verse, place their index finger on it, and step forward. When called upon, the participant will read the entire verse and state the scripture reference.

### DOCTRINAL DRILL (5 POINTS PER CALL)

The leader will announce a doctrinal statement taken from the doctrinal drill list. At the command "start" each participant will find the verse associated with that doctrinal statement, place their index finger on it, and step forward. When called upon, the participant will recite the doctrinal statement, read the verse, and state the scripture reference.

### BIBLE ANSWERS DRILL (5 POINTS PER CALL)

The leader announces a question taken from the Bible answers verse list. At the command "start" each participant will locate the verse associated with the Bible answer and step forward. When time is called the leader will instruct participants to close their Bibles. When called upon, the participants must recite the Bible answers question, recite the correct verse from memory, and state the scripture reference.

## WHAT ARE THE DRILL LEVELS?

### CHURCH DRILL

The Church Drill is run completely by the local church. Following the guidelines in this brochure will help youth advance to other levels of the drill. The suggested date is **March 16, 2008**. The Church Drill may be conducted **on or before** this date. Youth who score **180** points or more advance to the Associational Drill. Please send each participant's name, school grade, home telephone number, and church information to the Association office immediately after the Church Drill.

### ASSOCIATIONAL DRILL

The Associational Drill is run entirely by each association. Associations are encouraged to hold Youth Bible Drill on or before **March 29, 2008**. Youth must participate in the Associational Drill to advance to the State

Finals. The Youth Leadership Department can supply plans for an Associational Youth Rally that includes Youth Bible Drill and Speakers' Tournament. If an association fails to provide a Drill, contact the Bible Drill Office before **March 10, 2008** for alternate arrangements. Youth who score **225** points or more will advance to the State Finals.

NOTE! The Associational Youth Director (or designated person) must send the Associational Drill report with the name, address, school grade, phone number, and church information for each Associational winner to the Bible Drill Office by **April 2, 2008** to qualify for the State Finals.

## STATE FINALS

The State Finals will be held on **April 19, 2008** at First Chinese Baptist Church, Los Angeles (**new location**).

The top scoring driller will receive a scholarship to the **Tsunami** youth conference in San Jose on December 29-31, 2008. For more information visit [www.studentwave.com](http://www.studentwave.com).

## WHAT ARE THE DRILL COMMANDS?

**Attention:** Participants will stand straight, with feet even, eyes focused on the leader until the command "start" is given. The Bible is held at one side, spine down, with the palm under the Bible.

**Present Bible:** Bring Bible to the waistline parallel to the ground. The right or left hand may rest flat on top of the Bible. The driller's fingers and thumbs should not extend around the sides of the Bible.

**Call:** A book, reference, verse, doctrine, or Bible answer is called only once unless a driller requests that it be repeated.

**Start:** Drillers begin searching and step forward when they have located the proper verse or book.

**Time:** The timekeeper calls time at the end of eight seconds. All drillers must stop searching.

**Close Bibles:** This call is given only during the Bible Answers Drill.

**Attention:** Drillers return to their original position ready for the next call.

## HOW DO WE JUDGE A DRILL?

### SCORE SHEETS

Use a score sheet from the Youth Leadership Department. Extra score sheets are available from the Bible Drill Office. Permission is granted to make photocopies.

### REGULAR POINTS

When a participant makes a mistake, mark the letter corresponding with the mistake in the appropriate box on the score sheet. If a participant makes more than one mistake, count only one mistake. Participants with no marks for that call will receive points for that call.




### MISTAKES

- E** Failure to stand **Erect** with hands at side, disturbing other participants, or failure to keep **Eyes** on the caller from the command "attention" until the command "start" is given.
- B** Failure to hold the **Bible** correctly when the command "Present Bibles" is given, dropping the Bible or other obvious abuse while searching.
- F** Failure to have the index **finger** is on the correct verse. Stepping **forward** and back again is a mistake.
- T** Failure to step forward within the eight second **time** limit. Credit will be given to a participant in motion when "time" is called.
- I** **Incorrect** response. A participant with an incorrect answer, whether called on or not, indicates so by a raised hand.

### BONUS POINTS

The Bonus Judge awards one bonus point to the first youth to step forward on each call. Award one point to each person involved in a tie.

## CONDUCTING THE DRILL

-  Provide for each driller an official Bible Drill Bible. See the Resource List below.
-  Provide each driller a numbered nametag corresponding to their number on the Official Score Sheet. Provide judges with score sheets and pencils. Provide timer with a stopwatch.
-  Provide caller with a printed Call Sheet.

- 📖 Mark a line on the floor across which youth must step when they come forward. Masking tape works well.
- 📖 If a youth gives an incorrect response, the caller should simply call on another participant. This will indicate to the judges that the response from the original participant was incorrect.

## WHAT ELSE DO I NEED TO KNOW?

Youth Bible Drill may be conducted in either King James Version or New International Version. There are two editions of the New International Version available for Youth Bible Drill. In California the official version is available only from the International Bible Society. However, if a church prefers to use the International Version available from LifeWay Christian Resources, that will be honored by the Bible Drill Office. Please note that only the International Bible Society version will be used at State Finals.

## WHAT RESOURCES ARE AVAILABLE?

**KJV Drill Bible** item [0879816007](#) \$12.99

*Available from LifeWay Christian Store – 800-677-7797.*

*2535 East Imperial Highway, Brea CA 92821, Fax: 714-256-0604*

To order directly from LifeWay click on the ISBN #, this takes you to the LifeWay website, from there you type (in the Search block) “Bible Skills, Drills”, then click on the PRODUCTS tab.

**NIV Drill Bible (Ca. version)** item [00174](#) \$7.99

(\$6.75 each when purchased in a case of 24)

*The above item is available from the International Bible Society at 800-524-1588.*

**Participant and winner ribbons for all levels (old style)** \$.05

**Participant and winner ribbons for all levels (new style)** \$.25

New style participant ribbons are horizontal and can be attached below the participant’s official nametag (issued at State Finals)

*The above items can be ordered from the Bible Drill Office at 559-229-9533, extension 243 or [vmorales@csbc.com](mailto:vmorales@csbc.com).*

**Youth Bible Drill Score Sheets** Free

**Youth Bible Drill Score Sheets (KJV & NIV)** Free

*The above items are available on the website at [www.csbc.com](http://www.csbc.com) or my email request to [bibledrill@csbc.com](mailto:bibledrill@csbc.com)*

## WHAT ARE THE 2008 VERSES

The 2008 verses are “**Cycle 3**” for Youth Bible Drill.

Identifying Verses:	King James	New International
Joshua 24:15	Psalm 37:4-5	Isaiah 14:24
Hosea 6:6	Matthew 7:21	John 16:33
Galatians 4:4-5	Philippians 1:6	Colossians 3:17
Hebrews 12:28		

Doctrinal Verses:	King James	New International
📖 <i>Evangelism and Missions</i>		Jeremiah 1:7
📖 <i>Last Things</i>		Matthew 16:27
📖 <i>Salvation</i>		John 1:12
📖 <i>Education</i>		John 14:26
📖 <i>The Church</i>		Acts 2:42
📖 <i>Baptism</i>		Romans 6:4
📖 <i>Man</i>		1 Corinthians 15:21-22
📖 <i>The Scriptures</i>		Hebrews 4:12
📖 <i>The Kingdom</i>		James 2:5
📖 <i>God</i>		1 John 1:5

Bible Answer Verses:	King James	New International
📖 <i>Who knows my heart?</i>		Psalm 139:23-24
📖 <i>What good is wisdom?</i>		Proverbs 3:13
📖 <i>What should I seek?</i>		Matthew 6:33
📖 <i>How should I love God?</i>		Luke 10:27
📖 <i>How can I get to heaven?</i>		John 14:6
📖 <i>Who is a sinner?</i>		Romans 3:23
📖 <i>How should I talk?</i>		Ephesians 4:29
📖 <i>How does the gospel come to me?</i>		1 Thessalonians 1:5
📖 <i>What can I offer God?</i>		Hebrews 13:15
📖 <i>How should I grow?</i>		2 Peter 3:18

## WHERE CAN I GO FOR MORE HELP?

- 📖 For more complete help, check the Bible Drill website at

[www.csbc.com](http://www.csbc.com)

- 📖 For additional assistance in promoting or conducting Youth Bible Drill contact Daryl Watts, in the Healthy Church Group at 559-256-0843.