



2010 California Southern Baptist Youth Bible Drill

WHAT IS IT?

Youth Bible Drill is an exciting way for your youth to memorize Bible verses and apply them to their lives. Youth will also gain a deeper understanding of Christian doctrine and develop poise and confidence in front of others.

WHO CAN PARTICIPATE

Youth Bible Drill is for teens in the 7th through 9th grades. They should be active members of your church and interested in learning more about God's Word. Youth Bible Drill can be a part of a comprehensive Youth Discipleship Program. Youth Bible Drill develops leadership in younger youth and prepares them for evangelism and discipleship.

HOW DOES IT WORK?

Youth Bible Drill has five drills with five calls in each drill section.

BOOK DRILL (3 POINTS PER CALL)

The leader calls the name of any book of the Bible. At the command "start" the participants begin searching for the book that was called. Each participant will place his or her index finger on any verse in that book and step forward. When called upon, the participant will name the book preceding the book called, the book called, and the book following the book called.

SCRIPTURE SEARCHING DRILL (3 POINTS PER CALL)

The leader announces a scripture reference from any part of the Bible. At the command "start" each participant will place their finger on the reference and step forward. When called upon, the participant must read the verse and state the scripture reference.

IDENTIFYING VERSES DRILL (4 POINTS PER CALL)

The leader quotes part of a verse taken from the official verse list. It may be any part of the verse. The leader should quote enough of the verse for the participants to be able to identify the verse. At the command "start" each participant will find the verse, place their index finger on it, and step forward. When called upon, the participant will read the entire verse and state the scripture reference.

DOCTRINAL DRILL (5 POINTS PER CALL)

The leader will announce a doctrinal statement taken from the doctrinal drill list. At the command "start" each participant will find the verse associated with that doctrinal statement, place their index finger on it, and step forward. When called upon, the participant will recite the doctrinal statement, read the verse, and state the scripture reference.

BIBLE ANSWERS DRILL (5 POINTS PER CALL)

The leader announces a question taken from the Bible answers verse list. At the command "start" each participant will locate the verse associated with the Bible answer and step forward. When time is called the leader will instruct participants to close their Bibles. When called upon, the participants must recite the Bible answers question, recite the correct verse from memory, and state the scripture reference.

WHAT ARE THE DRILL LEVELS?

CHURCH DRILL

The Church Drill is run completely by the local church. Following the guidelines in this brochure will help youth advance to other levels of the drill. The suggested date is **March 7, 2010**. The Church Drill may be conducted **on or before** this date. Youth who score **180** points or more advance to the Associational Drill. Please send each participant's name, school grade, home telephone number, and church information to the Association office immediately after the Church Drill.

ASSOCIATIONAL DRILL

The Associational Drill is run entirely by each association. Associations are encouraged to hold Youth Bible Drill on or before **March 20, 2010**. Youth must participate in the Associational Drill to advance to the State

Finals. The Healthy Church Group can supply plans for an Associational Youth Rally that includes Youth Bible Drill and Speakers' Tournament. If an association fails to provide a Drill, contact the Bible Drill Office before **March 12, 2010** for alternate arrangements. Youth who score **225** points or more will advance to the State Finals.

NOTE! The Associational Youth Director (or designated person) must send the Associational Drill report with the name, address, school grade, phone number, and church information for each Associational winner to the Bible Drill Office by **March 30, 2010** to qualify for the State Finals.

STATE FINALS

The State Finals will be held on **April 10, 2010** at Woodward Park Baptist Church, Fresno.

The top scoring driller will receive a scholarship to the **TSUNAMI** student conference in Long Beach on December 27-29, 2010. For more information visit www.studentwave.com.

WHAT ARE THE DRILL COMMANDS?

Attention: Participants will stand straight, with feet even, eyes focused on the leader until the command "start" is given. The Bible is held at one side, spine down, with the palm under the Bible.

Present Bibles: Bring Bible to the waistline parallel to the ground. The right or left hand may rest flat on top of the Bible with the palm touching the Bible. The driller's fingers and thumbs should not extend around the sides of the Bible.

Call: A book, reference, verse, doctrine, or Bible answer is called only once unless a driller requests that it be repeated.

Start: Drillers begin searching and step forward when they have located the proper verse or book.

Time: The timekeeper calls time at the end of eight seconds. All drillers must stop searching.

Close Bibles: This call is given only during the Bible Answers Drill.

Attention: Drillers return to their original position ready for the next call.

HOW DO WE JUDGE A DRILL?

SCORE SHEETS

Use a score sheet from the Healthy Church Group. Extra score sheets are available from the Bible Drill Office. Permission is granted to make photocopies.

REGULAR POINTS

When a participant makes a mistake, mark the letter corresponding with the mistake in the appropriate box on the score sheet. If a participant makes more than one mistake, count only one mistake. Participants with no marks for that call will receive points for that call.




MISTAKES

- E** Failure to stand **Erect** with hands at side, disturbing other participants, or failure to keep **Eyes** on the caller from the command "attention" until the command "start" is given.
- B** Failure to hold the **Bible** correctly when the command "Present Bibles" is given, dropping the Bible or other obvious abuse while searching.
- F** Failure to have the index **finger** is on the correct verse. Stepping **forward** and back again is a mistake.
- T** Failure to step forward within the eight second **time** limit. Credit will be given to a participant in motion when "time" is called.
- I** **Incorrect** response. A participant with an incorrect answer, whether called on or not, indicates so by a raised hand.

BONUS POINTS

The Bonus Judge awards one bonus point to the first youth to step forward on each call. Award one point to each person involved in a tie.

CONDUCTING THE DRILL

-  Provide for each driller an official Bible Drill Bible. See the Resource List below.
-  Provide each driller a numbered nametag corresponding to their number on the Official Score Sheet. Provide judges with score sheets and pencils. Provide timer with a stopwatch.
-  Provide caller with a printed Call Sheet.

- 📖 Mark a line on the floor across which youth must step when they come forward. Masking tape works well.
- 📖 If a youth gives an incorrect response, the caller should simply call on another participant. This will indicate to the judges that the response from the original participant was incorrect.

WHAT ELSE DO I NEED TO KNOW?

Youth Bible Drill may be conducted in either King James Version or New International Version. There are two editions of the New International Version available for Youth Bible Drill. In California the official version is available only from the International Bible Society. However, if a church prefers to use the International Version available from LifeWay Christian Resources, that will be honored by the Bible Drill Office. Please note that only the International Bible Society version will be used at State Finals.

WHAT RESOURCES ARE AVAILABLE?

KJV Drill Bible item [001010771](#) \$12.99
 Available from LifeWay Christian Store – 714-256-0277.
 Brea Union Plaza, 2535 East Imperial Highway, Brea CA 92821,
 Fax: 714-256-0604
 Order online at www.lifeway.com.

NIV Drill Bible (Ca. version) item [189](#) \$6.50
 (\$5.25 each when purchased in a case of 24)
 The above item is available from the International Bible Society at
 800-524-1588 or at www.ibsdirect.com.

Participant and winner ribbons for all levels (old style) \$.05
Participant and winner ribbons for all levels (new style) \$.25
 New style participant ribbons are horizontal and can be attached below the participant's official nametag (issued at State Finals)
 The above items can be ordered from the Bible Drill Office at 559.256.0843 or
vmorales@csbc.com.

Youth Bible Drill Score Sheets Free
Youth Bible Drill Score Sheets (KJV & NIV) Free
 The above items are available on the website at www.csbc.com or by email request to bibledrill@csbc.com

WHAT ARE THE 2010 VERSES

The 2010 verses are "Cycle 2" for Youth Bible Drill.

Some verses are updated. Use only lists marked "2010."

Identifying Verses:

Job 19:25	Psalms 139:14	Isaiah 40:31
Luke 9:23	Ezra 7:10	Romans 6:23
2 Timothy 3:16-17	Colossians 2:8	Hebrews 11:6
Revelation 1:8		

Doctrinal Verses:

📖 <i>The Christian and Social Concerns</i>	Micah 6:8
📖 <i>Education</i>	Psalms 25:4-5
📖 <i>Last Things</i>	1 Corinthians 15:52
📖 <i>The Kingdom</i>	Mark 1:15
📖 <i>Cooperation</i>	John 17:21
📖 <i>Stewardship</i>	Acts 20:35
📖 <i>The Lord's Supper</i>	1 Corinthians 11:26
📖 <i>Grace</i>	Ephesians 1:7
📖 <i>The Lord's Day</i>	Mark 2:27-28
📖 <i>God</i>	1 Timothy 2:5

Bible Answer Verses:

📖 <i>What does God say about holiness?</i>	Leviticus 20:26
📖 <i>What happens when God's people pray?</i>	2 Chronicles 7:14
📖 <i>What does God say about alcohol?</i>	Proverbs 20:1
📖 <i>How should I treat others?</i>	Matthew 7:12
📖 <i>How can I be saved?</i>	Romans 10:13
📖 <i>What can I learn from difficulties?</i>	2 Corinthians 12:9
📖 <i>How can I fight the devil?</i>	Ephesians 6:10-11
📖 <i>What things should I think about?</i>	Philippians 4:8
📖 <i>What is faith?</i>	Hebrews 11:1
📖 <i>How long does God's Word last?</i>	1 Peter 1:25

WHERE CAN I GO FOR MORE HELP?

- 📖 For more complete help, check the Bible Drill website at www.csbc.com or www.studentwave.com
- 📖 For additional assistance promoting or conducting Youth Bible Drill contact Daryl Watts, in the Healthy Church Group at 559.256.0861 or dwwatts@csbc.com.