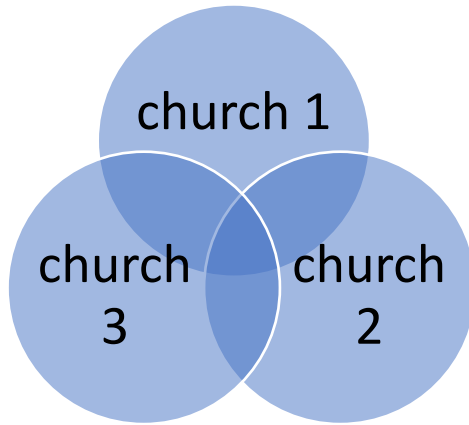
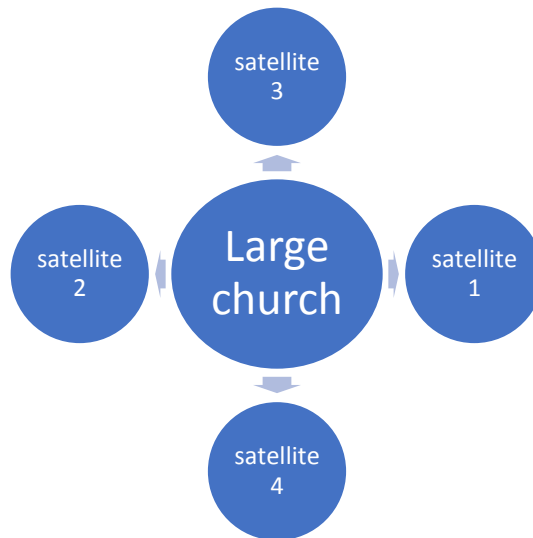


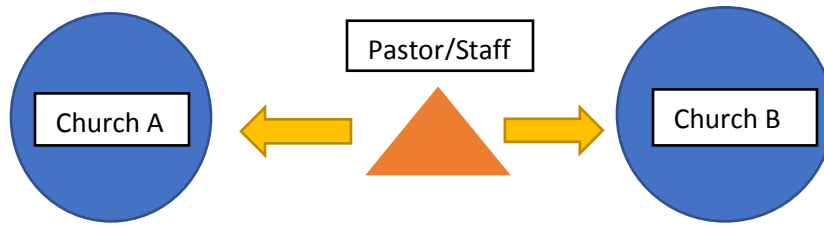
SHARED MINISTRY MODELS



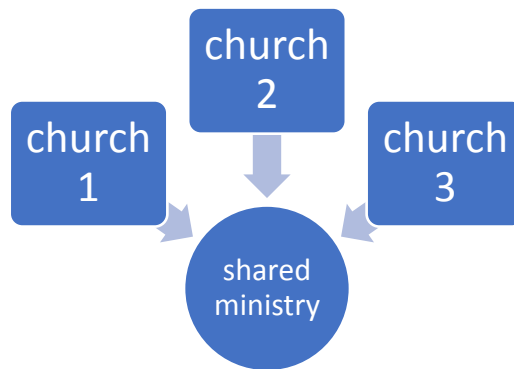
Shared Lutheran Ministry of Fayette County uses this type of sharing. Each church is separate for certain ministries. The point they all share is the SLM. But they also have activities and mission that 2 or 3 share. For example, two of the churches have their WELCA meetings together.



Satellite Model has one larger church that begins ministries at different sites. The ministries are funded by the larger church. Larger church supplies staff. Ministries could be worshiping sites, social ministry sites like food pantry or counseling, place for youth activities.



Shared Staff Model – two or more churches share a pastor or a staff person for specific ministries – youth director, visitation pastor, teacher. The only intersection is sharing cost of the staff person.



Shared Program Model – two or more churches combine resources for a particular ministry – food pantry, nursing home chaplain, Spanish-speaking worship, etc)