

⇒ Save time with window envelopes!

Choose the style to fit your forms. All envelopes include security printing so confidential information doesn't show through.

A Check Envelopes

Avoid hand-addressing and save time with double window check envelopes! Look professional with check envelopes that fit all the checks we offer.


- Sized for PDS checks printed from Ledger and Ledger/Payroll
- Color: white envelope with black security printing

Item 12111Double window envelope for checks (Shown)

Item 12563Double window envelope for checks with latex self-sticking seal*


*The recommended shelf life for self-sticking seals is 6 months

A



Item 12111

Recommended for use with Parish Data System Checks. See page 7.



Item 12558

Recommended for use with Flex Statements, Charitable Tax and Accounts Receivable Statements. See pages 3-4.

B

Double Window Envelopes B

Quickly fold, stuff and send statements and tax reports in double window envelopes designed to fit perfectly with PDS forms. No hand-addressing required, and self-sticking seals are available to save even more time!

- Designed for Charitable Tax Reports, Flex Statements and Accounts Receivable Statements
- Color: white envelope with black security printing inside

Item 12558Double window envelope (Shown)

Item 12559Double window envelope with latex self-sticking seal*

*The recommended shelf life for self-sticking seals is 6 months

C Single Window Envelopes

Personalize your stationery. Pre-print your organization's name and address on single window envelopes for a professional image.

- Can be used for both statements and checks
- Color: white envelope with reflex blue or black printing for return address – other ink colors available at additional charge. Call PDS for a quote. Black security printing inside
- Pre-printed style accommodates a four line return address
- Add a custom imprint of your church logo at no additional charge when you supply camera ready art
- Add your bulk mail imprint if desired

Item 12120Single window envelope (Shown)

Item 12564Envelope imprinting charge for 12120

C



Item 12120 – shown with imprint

Envelope Services

Try PDS Monthly Mailing Program envelopes. All you need to do is send names, addresses, and envelope numbers from your PDS programs. The next month's offering envelopes are sent directly to member homes. Regular mailings give members an ongoing reminder of their commitment to the church. With the Monthly Mailing Program, you can adjust your mailing list as needed.

Increase
Contributions
By 10-20%



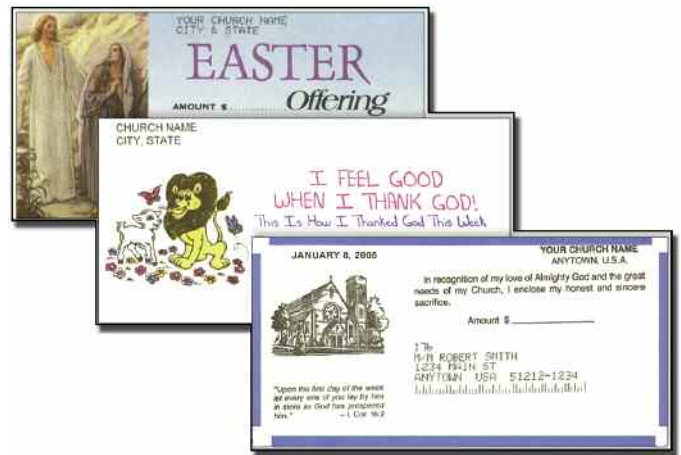
A Tithing Envelope

Send tithing envelopes automatically through the PDS Monthly Mailing Program. A great time-saver for your members who choose to sign up for this service.

The Monthly Mailing Program will:

- Relieve budget strain and improve cash flow
- Eliminate storage and distribution problems
- Increase member's participation and communication within the church
- Keep the congregation aware of special giving opportunities with special envelopes for Building Funds, Mission Giving, Easter Offering, and others

A



ENVELOPE SERVICE

CALL 800.446.3035

Be sure to identify yourself as an Parish Data System client.



- Sherri, Missouri

"It's really great being able to easily provide a statement to our parishioners for things like mission trips or retreats. Thank you!"